



Curation Costs Exchange

Understanding and comparing digital curation costs to support smarter investments



www.curationexchange.org



Get started

Get acquainted with the Curation Costs Exchange, what it does and why



Compare costs

Add your curation costs and see how they compare with others



Understand your costs

Understand how to assess your curation costs and how to make use of cost models to help you invest



Read more

Browse books, papers and articles to help you get started in curation costing



Discuss and share

Share your experiences and read about challenges in other organisations like yours



Find services

See a list of digital curation tools and service providers, and find out more about what they offer



Get started

- Benefits of sharing
- Description of features
- Audience
- Privacy policy



Get started

Curation Costs Exchange

www.curationexchange.org/get-started

Get started

The Curation Costs Exchange (CCEX) has been developed through a Collaboration to Clarify the Cost of Curation otherwise known as the EU-funded 4C Project, and is specifically focused on digital curation. The project draws on a vast canon of previous work in the area of digital curation costs, particularly that of the Blue Ribbon Task Force, and seeks to address the needs and challenges faced by a wide community investing in creating enduring value for digital content.

The project aims to provide a set of useful and useable resources to support a more informed investment, and the CCEX provides a means through which interested parties can access information on the costs of curation in exchange for a little information about the cost of their own digital curation activities.

Benefits of sharing

Using the CCEX and sharing your experiences of investing in digital curation, either through reviews or real costs, enables you to compare cost data across organisations and borders, enabling greater efficiency, better practices and valuable exchanges of information between peers. The more you share the more we all learn!

The Curation Costs Exchange can help with:

- Self-assessment
The CCEX Cost Comparison Tool can provide an overview of your current spending in digital curation. This may be used as evidence to inform your strategic decisions.
[Upload your costs.](#)
- Global Comparisons
Use the CCEX Cost Comparison Tool to see how well you are performing by comparing your spending overview with the global average of all other users who have shared their data. Filter the

[Benefits of sharing](#)

[What's what?](#)

[Who can use the Curation Costs Exchange?](#)

[What happens to my data?](#)

[Survey](#) [Feedback](#)



Compare costs

- See what others spend in digital curation
- Add your own cost data sets
- Map costs to our categories
- Compare with other groups and peers
- Similar organisations based on your profile



Compare costs

Curation Costs Exchange x

www.curationexchange.org/compare-costs

Analyse and compare costs

See the summary of your submitted costs and compare them with other organisations'.

[My costs](#) [Global comparison](#) [Peer comparison](#)

The global comparison enables you to see how your costs compare to the average of all other organisations who have submitted cost data sets to the CCEX.

Your organisation

Sign in to define your organisation costs. Don't have an account? **Sign up** now!

[Sign up](#) [Sign in](#)

Other organisations

You can filter the characteristics of the organisations or data sets against which your data sets are compared, by selecting the options below:

[List all organisations](#)

Activities comparison

● You :: No organisation ● Other :: List all organisations

Organisation	Relative cost (€/GB-Y)
You :: No organisation	0
Other :: List all organisations	15.05

Relative cost (€/GB-Y)

17.5
15
12.5
10
7.5

542

[Survey](#) [Feedback](#)



Compare costs

1 Sign in



2 Organisation profile



3 Cost data sets



4 Compare costs

1

Sign In

Please fill out the following fields to access your account. Don't have an account? [Sign Up Here](#)

Username [Forgot?](#)

Password [Forgot?](#)

[Log in](#)



Compare costs

1 Sign in



2 Organisation profile



3 Cost data sets



4 Compare costs

2

Compare costs

www.curationexchange.org/compare-costs?view=organization&layout=add

Create your organisation

Please fill out the following profile information for your organisation to help identify your cost determinants and enable a comparison of costs against similar organisations. None of the information will be shared unless you explicitly allow this.

Name

Description, purpose and mission

Type

<input type="checkbox"/> University	<input type="checkbox"/> Memory institution or content holder
<input type="checkbox"/> Government agency	<input type="checkbox"/> Publisher or content producer
<input type="checkbox"/> Big data science	<input type="checkbox"/> Research funder
<input type="checkbox"/> Digital preservation vendor	<input type="checkbox"/> Industry
<input type="checkbox"/> Small or medium enterprise	<input type="checkbox"/> Other

Country

Indicate in which country where the organisation's headquarters are located.

Currency

Indicate the currency in which you would prefer to provide costs.



Compare costs

1 Sign in



2 Organisation profile



3 Cost data sets



4 Compare costs

3

Compare costs

www.curationexchange.org/compare-costs?view=cost&layout=add&interval_id=13

Add cost unit

Add a new cost unit and map it to the [framework of comparable costs](#).

Name: Digitalisation

Description: Digitalisation of all books in the main collection

Cost: € 10000

Financial accounting mapping

Map this cost to financial accounting categories from our [framework of comparable costs](#). This will enable you to compare your costs with others.

Purchases

- Hardware ⓘ €2,000
- Software ⓘ €1,700
- External or 3rd party services ⓘ €2,700

Staff

- Producer ⓘ €1,500



Compare costs

1 Sign in



2 Organisation profile



3 Cost data sets



4 Compare costs

4

Analyse and compare costs

See the summary of your submitted costs and compare them with other organisations'.

[My costs](#) [Global comparison](#) [Peer comparison](#)

The global comparison enables you to see how your costs compare to the average of all other organisations who have submitted cost data sets to the CCEX.

KEEP SOLUTIONS [edit](#)

You can select which data sets to analyse, by selecting the options below:

- All cost data sets combined 1 All years
- Final cost data sets combined 0 All years
- Separate and select cost data sets:
 - #1 test Draft All years

Other organisations

You can filter the characteristics of the organisations or data sets against which your data sets are compared, by selecting the options below:

- List all organisations 9
- Collections with the same number of copies 1
- Organisations of country Portugal 1
- Collections with around the same staff 0
- Organisations of type Small or medium enterprise 0
- Collections with around the same data volume 0
- Organisations with around the same data volume 0
- Organisations of type Digital preservation vendor 0
- Organisations of types Digital preservation vendor, Small or medium enterprise 0

You :: All data sets at all years

15.05

live cost (€/GB>Y)



Compare costs

Global comparison

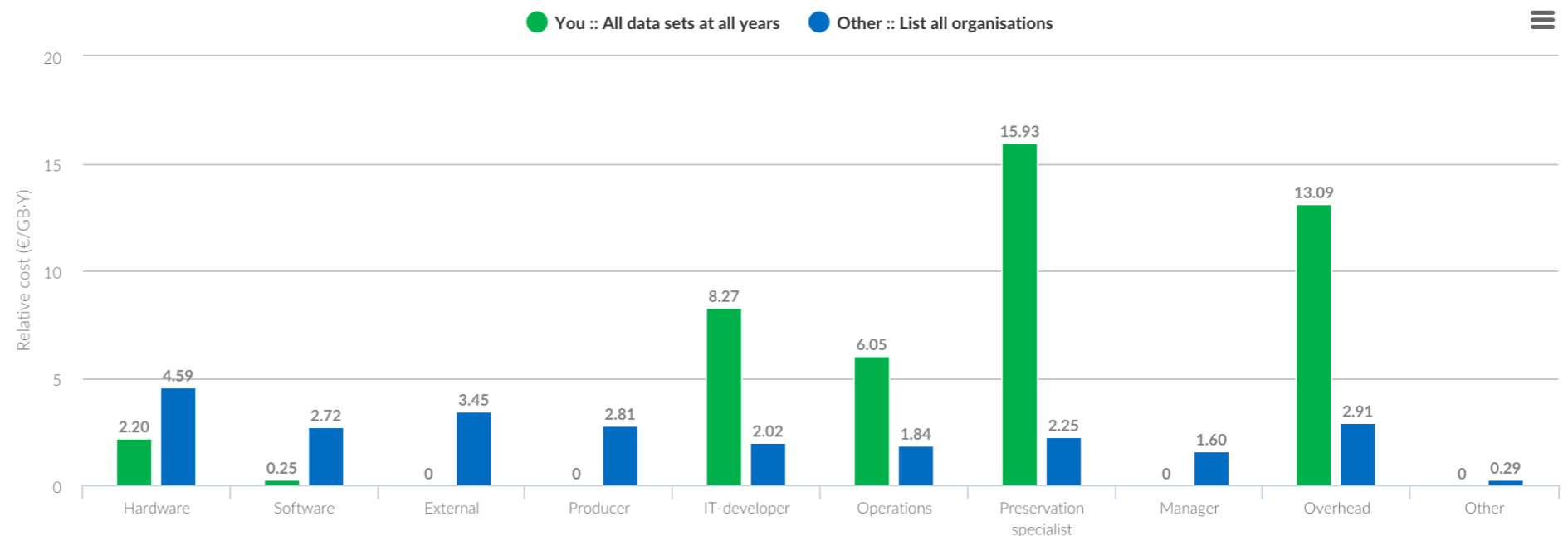
Filter by organisation type, asset types, data volume, staff size, and others.

Other organisations

You can filter the characteristics of the organisations or data sets against which your data sets are compared, by selecting the options below:

List all organisations	
<input checked="" type="radio"/> List all organisations	12
<input type="radio"/> Collections with the same number of copies	8
<input type="radio"/> Organisations of type Memory institution or content holder	7
<input type="radio"/> Collections with around the same staff	5
<input type="radio"/> Collections of scope: A collection	5
<input type="radio"/> Collections with mainly graphics asset	4
<input type="radio"/> Organisations of type Government agency	4
<input type="radio"/> Organisations of country Portugal	2

Financial accounting comparison





Compare costs

Peer comparison

Select to compare with organisations alike yours, sorted by similarity to your own profile.

KEEP SOLUTIONS [contact](#)

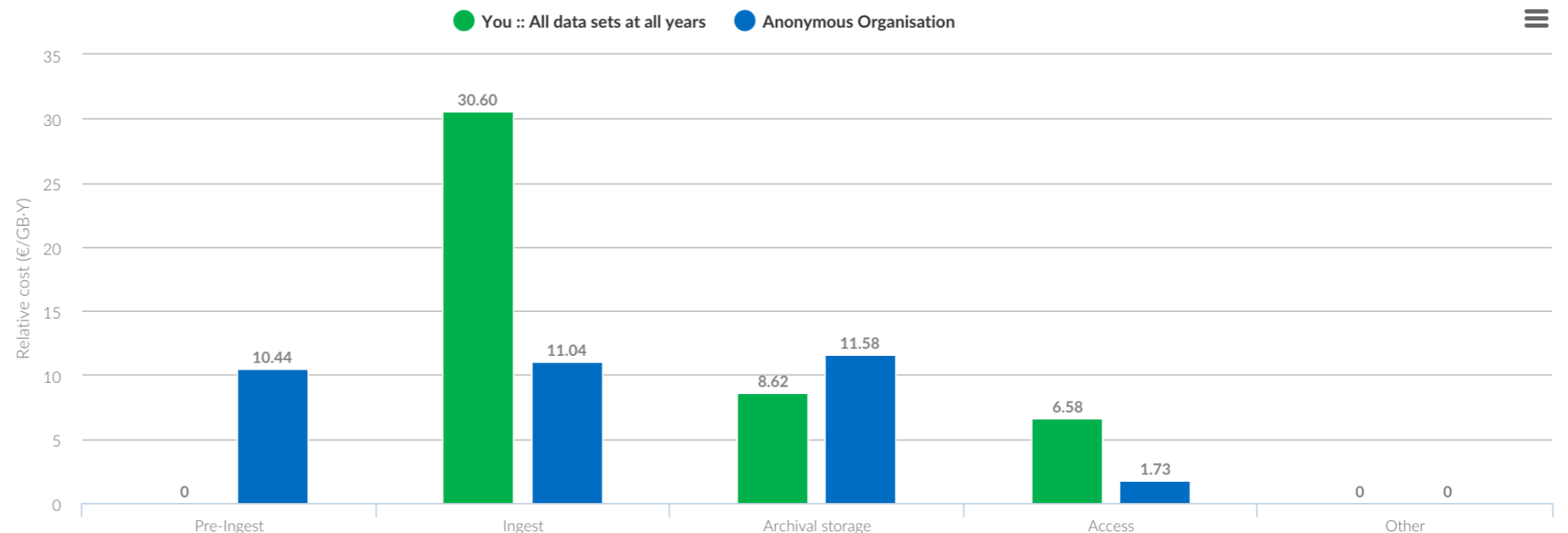
High similarity

KEEP SOLUTIONS is a **Digital preservation vendor, Small or medium enterprise** from **Portugal** with a digital curation staff of average **12 people** and a data volume of average **2 Terabytes**. It has a number of copies policy of average **2 replicas**.

KEEP SOLUTIONS is a Portuguese company that provides advanced services for managing and preserving digital information. The company initiated its activity in 2008 and ... [read more](#)

Compare with other peers

Activities comparison




Understand your costs



Core cost concepts



Economic sustainability reference model



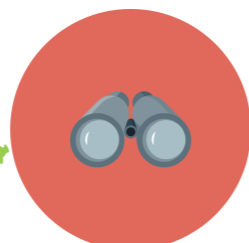
Indirect cost drivers



Quality and trustworthiness



Model requirements specification



Summary of cost models





Read more

Browse books, papers and articles to help you get started in curation costing.



Discuss and share

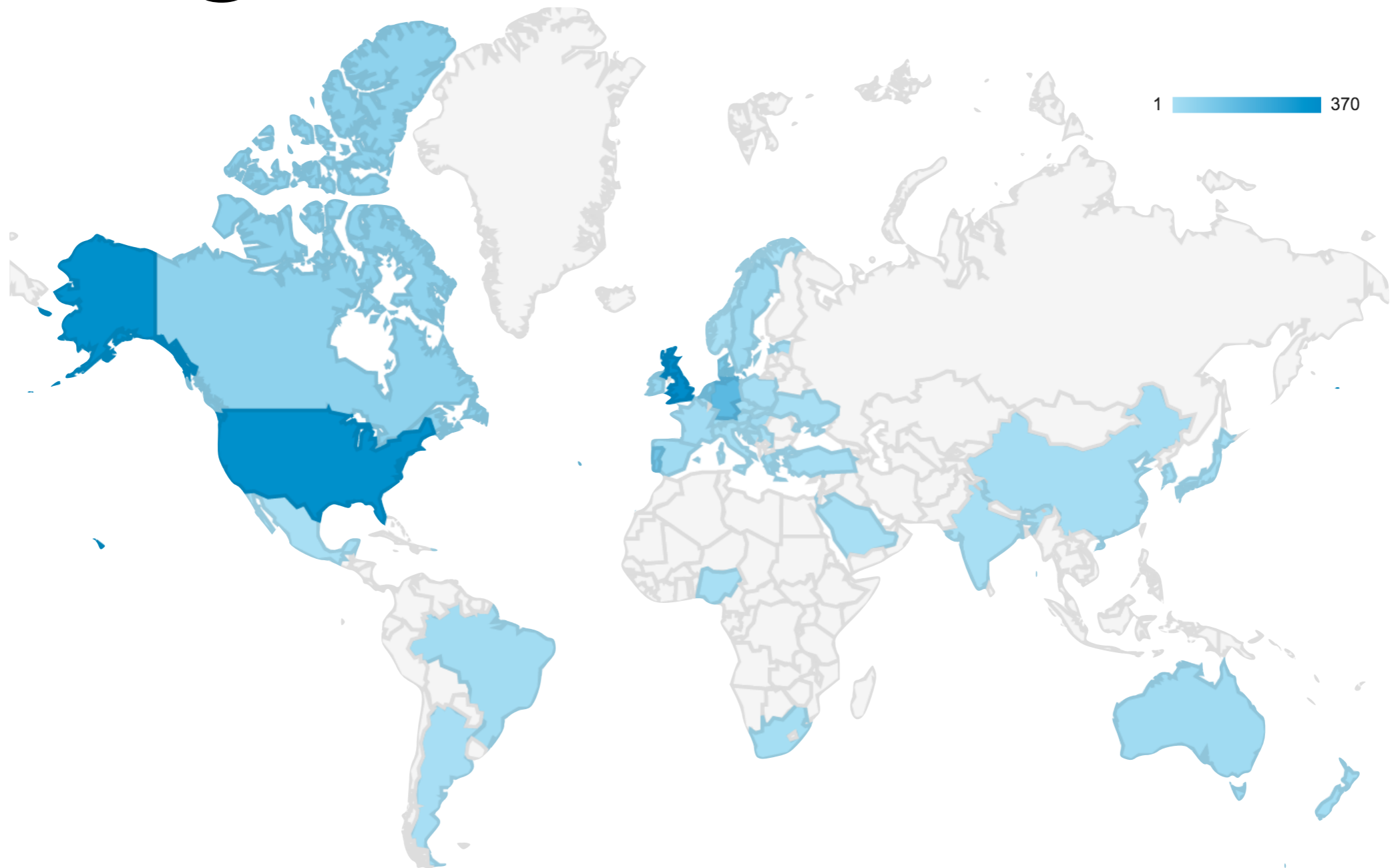
Share your experiences and read about challenges in other organisations like yours.



Find services

See a list of digital curation tools and service providers, and find out more about what they offer.

Usage



Sessions

1,559



Pageviews

8,719

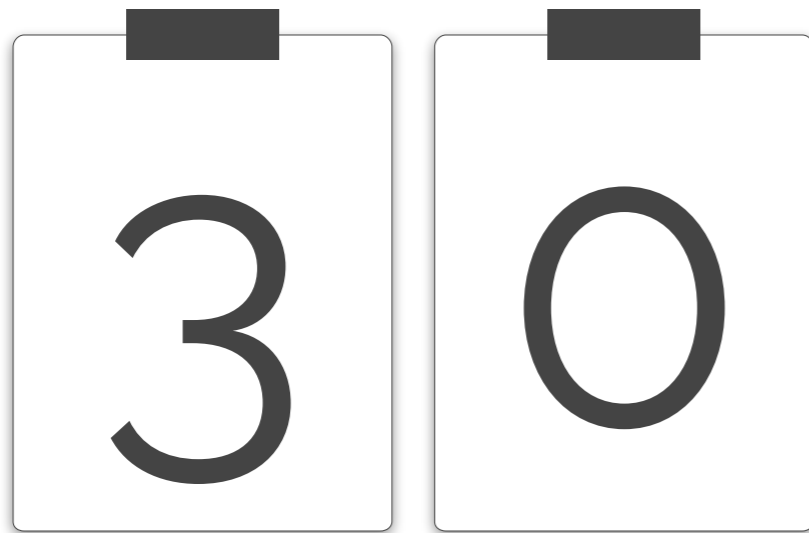


Avg. Session Duration

00:05:58



Usage



Organisations

Have shared their curation costs



www.curationexchange.org